



## 【What is MEGUMEGU Roll for early elementary school children?】

“MEGUMEGU Roll” is a kids version of disaster imagination tool “Meguro Roll” invented by Professor Meguro of the University of Tokyo.

“MEGUMEGU Roll for early elementary school children” is a “disaster imagination tool for beginners” which will lead to “MEGUMEGU Roll for senior elementary school children and junior and senior high school students”.

The purpose of this tool is to have the children regard disasters as their own issues and acquire the ability to take action by imagining deeply what would happen to themselves and people around in time of disaster, while listening and dancing to “MEGUMEGU Roll dance song” which teaches you how to use “MEGUMEGU Roll”.

Your imagination will  
change your future

Disaster imagination tool invented by Professor Meguro  
“MEGUMEGU Roll” for kids

# MEGUMEGU Roll

For early elementary school children



※Feel free to download, printout and utilize.

# How to use MEGUMEGU Roll for early elementary school children

## 1. How to make MEGUMEGU Roll (⇒Figure 1)

- ① Download data and print out.
- ② Cut two sheets of paper along the line into four by using cutters or scissors.
- ③ Put some glue on the space for pasting, and stick four sheets of paper together as the numbers show.

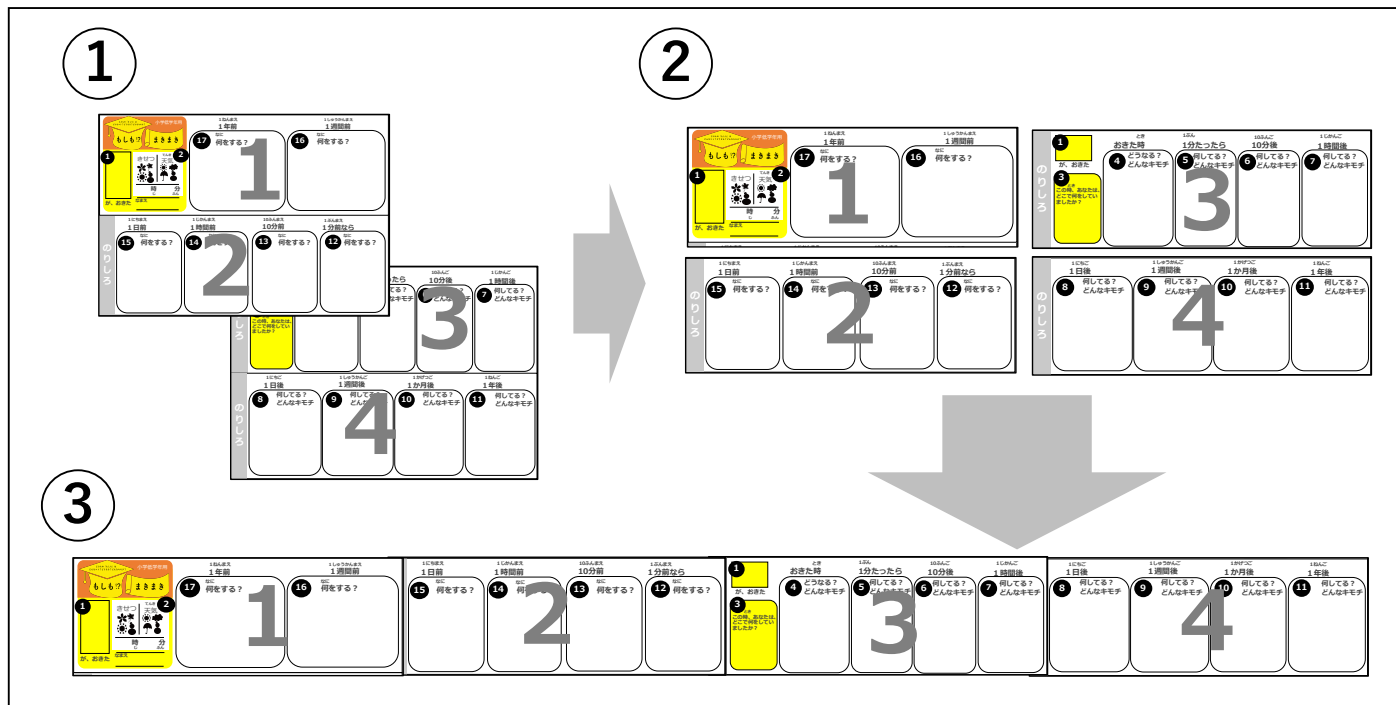


Figure1 : How to make MEGUMEGU Roll

## 2. Set disaster, weather and season

- ① Set the type of hazard and write in ❶ of “MEGUMEGU Roll”.  
You can set various types of hazards such as an earthquake, a fire, a typhoon, a thief entrance, etc. (It is better to set the details such as earthquake intensity or the origin of a fire until you can have the clear image of the disaster. In that case, leave a memo somewhere.)
- ② Set the date and time of occurrence, season and weather and write in ❷.

## 3. Write in      ※You can draw pictures if it is difficult to write sentences.

- ① Write where you are and what you are doing and how it is like around you at the moment of occurrence of hazard in ❸.
- ② Now it's time to write a story. Imagine “what would happen to you, what you would think and what you would be doing after the occurrence of hazard” and write a story freely putting yourself as a main character in numbered order ❹～❾. Other characters in the story can be your family, people from your school and people happened to be around you.
- ③ Then, travel back in time. Write “what you would do if you could go back to before the disaster” in numbered order ❿～Ⓛ.

## 4 . After writing the story

- ① Write down any questions or problems that arose while writing a story in “MEGUMEGU Roll”. How can the questions be resolved? How can the problems be solved? Also, was there anything that slipped out of the story you wrote? Is the situation true to reality? (For example, are you sure you are not trying to contact someone easily by mobile phone after a large earthquake?)
- ② You can write and enjoy “MEGUMEGU Roll” by yourself, but it is better to write and talk about it with your family and friends. Let’s show your “MEGUMEGU Roll” to each other and have a chat about your impression, questions or problems as of now. Once the same thought is created within the group by a discussion, it will make disaster management much easier afterward.
- ③ If the story does not come to a happy ending, what does it take to change to a happy ending? Story can be changed by such ways as “Strengthening the character (enhancing disaster management skill of yourself or people around you)”, “Taking actions to reduce disaster before it occurs”. It is ideal to make a story with a happy ending without any unnatural flow.
- ④ It is important to work on “MEGUMEGU Roll” over and over again while changing settings. If you cannot reach to a happy ending, try writing “MEGUMEGU Roll” once again under the same settings after strengthening the characters (e.g. Enhance your disaster management skill) or changing the situation (e.g. Improve preparedness for disaster), and then this time the story might come to a happy ending.
- ⑤ Let’s improve our disaster management skill by disaster imagination training using “MEGUMEGU Roll” and take disaster preparedness actions around you, so that you can write a story with a happy ending.

# MEGUMEGURoll

じぶんの「もしも」は  
どんなコト? どうなる? どんなキモチ?

For early elementary school children

もしも? :

まきまき

1

Season | Weather



When did that happen ?

AM/PM [ ] : [ ]

What disaster  
happened?

Name

©mogura-save-m2021

1 year before

17

What can you do?

1 week before

16

What can you do?

2

1 day before

15

What can you do?

1 hour before

14

What can you do?

10 minutes before

13

What can you do?

1 minute before

12

What can you do?

Space for pasting

1

What disaster happened?

3

Where are you and what are you doing at this moment?

1 second later

4

What situation?  
What do you feel?

1 minute later

5

What situation?  
What do you feel?

10 minutes later

6

What situation?  
What do you feel?

1 hour later

7

What situation?  
What do you feel?

1 day later

8

What situation?  
What do you feel?

1 week later

9

What situation?  
What do you feel?

1 month later

10

What situation?  
What do you feel?

1 year later

11

What situation?  
What do you feel?

For early elementary school children

もしも?  
もしも?  
もしも?


じぶんの  
「もしも」は  
どんなコト?  
どうなる?  
どんなキモチ?

まきまき

1 What disaster happened?

2 When did that happen?  
AM/PM [ ]:[ ]

Name \_\_\_\_\_



**MEGUMEGU Roll**  
(Disaster imagination tool)

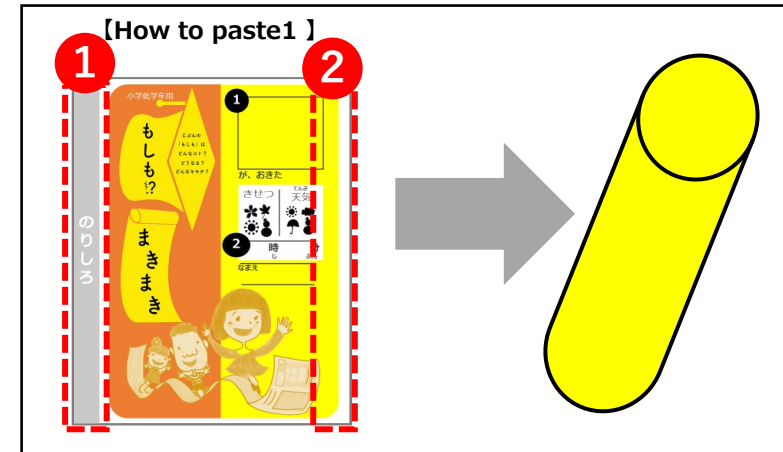
©mogura-save-m2021

**“MEGUMEGU Roll”**

How to make a scroll cover

3

1. Cut along this cut here line with scissors.
2. Put some glue on the space for pasting.
3. Then roll the paper as “How to paste 1” below, and paste ① “Space for pasting” and the back of ② together.
4. When the scroll cover is ready, roll the “MEGUMEGU Roll” and put it into the scroll cover.



Once you are finished with “MEGUMEGU Roll”, let’s display it where you can see and make more and more “MEGUMEGU Roll”!



# MEGUMEGU Roll dance song

Composer : Sayuri HORISHITA

Lyricist : Midori OGURA

Translator : Terumi ISHII

Piano Motion

1 C# 3 C# 5 F#

も し も の まき まき まき まき まき まき

What-if roll roll roll MEGU MEGU

9 F# F# B

まき まき まき まき まき まき まき まき

Roll roll roll What-if roll roll roll MEGU MEGU Roll roll roll

13 F# F# B

は じ め る よ も し も まき まき そ う ぞ う す る の は も し も の じ ぶ ん お

Let's get started MEGU MEGU Roll Imagine yourself in a what-if story

17 F# F# B

き た の は じ し ん お お あ め つ な み た い ふ う な に が お き た ?

What was it that happened? An Earthquake? Heavy rain? A Tsunami? A typhoon? What happened to you?

21 F# 4 25 F# F# B C#

そ の あ と は ど ん な こ と に ? い つ ぶ ん こ は ど ん な だ ろ う ?

What would happen right after that? What is it like one minute later?

29 F# F# B

じ ゅ っ ぶ ん こ い ち じ かん こ い ち に ち た っ た ら な ん に こ ま る ?

Ten minutes later, one hour later, one day later and what would be the problem?

33 F# F# Bm

も う す こ し じ かん が た っ た ら ? い ち ね ん こ は ど う だ ろ う ?

Then what would happen as time goes by? What would it be like a year later?

37 F# F# Bm

そ の と き か ぞ く や お と も だ ち は ど ん な き も ち ? ど う し て る ?

At that time your family, your friends, how would they feel? What would they do?

41 F# F# B C#

い っ ぱ い そ う ぞ う し て み よ う ! と こ と ん そ う ぞ う し よ う !

Just use your imagination. Imagine, imagine, let's imagine.

49 Ebm Ebm B 53 C#

タ イ ム ス リ ッ プ ビ ュ ン ビ ュ ン ひ ゅ ひ ゅ ん も し も の 1 ぶ ん ま え に も ど っ ち ゃ お

Let's travel back in time! Let's go back to one minute before

57 C# F#

ビ ュ ン ビ ュ ン ひ ゅ ひ ゅ ん ひ ゅ ん ビ ュ ン ビ ュ ン ひ ゅ ひ ゅ ん ひ ゅ ん

What is there that

F# B 61 Bm F#

を す る か な ? か ぞ く と な に が で き る ? い ち じ かん い

I can do? What can my family and I do? One hour more,

F# B 65 Bm F#

ち に ち ま え な ら い つ し ゅ う あ っ た ら ど う だ ろ う ? も し も い ち ね ん

one day more, what if you had one more week, what would you do? There're so many things

F# B 69 C# Ebm Ebm

あ っ た ら で き る こ と が い つ ば い ビ ュ ン ビ ュ ン ひ ゅ ひ ゅ ん ひ ゅ ん

you can do, if you have one full year

B 73 C# F# F#

ビ ュ ン ビ ュ ン ひ ゅ ひ ゅ ん ひ ゅ ん や ら な く ち ゃ や ら な く ち ゃ

I've got to do it. Let's do it now.

B 77 Bm F# F#

わ た し も も し も に で き る こ と ま た や ろ う も し も まき まき

Things I can do to prepare for what-ifs. MEGU MEGU Roll Let's do this again.

B 81 C# F# F#

み つ け ら れ る じ ぶ ん の や く た の し ん で かん が え て や っ て み よ も

Everyone can find their own role. Have fun, think, imagine, just try.

B 85 B Bm F# F#

し も の じ ぶ ん み つ け よ う た の し ん で み ら い を ま も ろ う シュ

Let's find yourself in a what-if story. Let's enjoy and protect our future

B 89 Bm F# F# B

ワ ッ チ シュ ワ ッ チ シュ ワ ッ チ も し も の まき まき まき まき まき まき

What-if roll roll roll MEGU MEGU Roll roll roll

93 B F# F# B 97 B

も し も の まき まき まき まき まき まき まき まき

What-if roll roll roll MEGU MEGU Roll roll roll What-if

F# F# B 101 B

まき まき まき まき まき まき まき まき

roll roll roll MEGU MEGU Roll roll roll What-if roll roll roll

F# B 105 C#~F#

ま MEGU き ま き まき まき まき

MEGU MEGU Roll roll roll